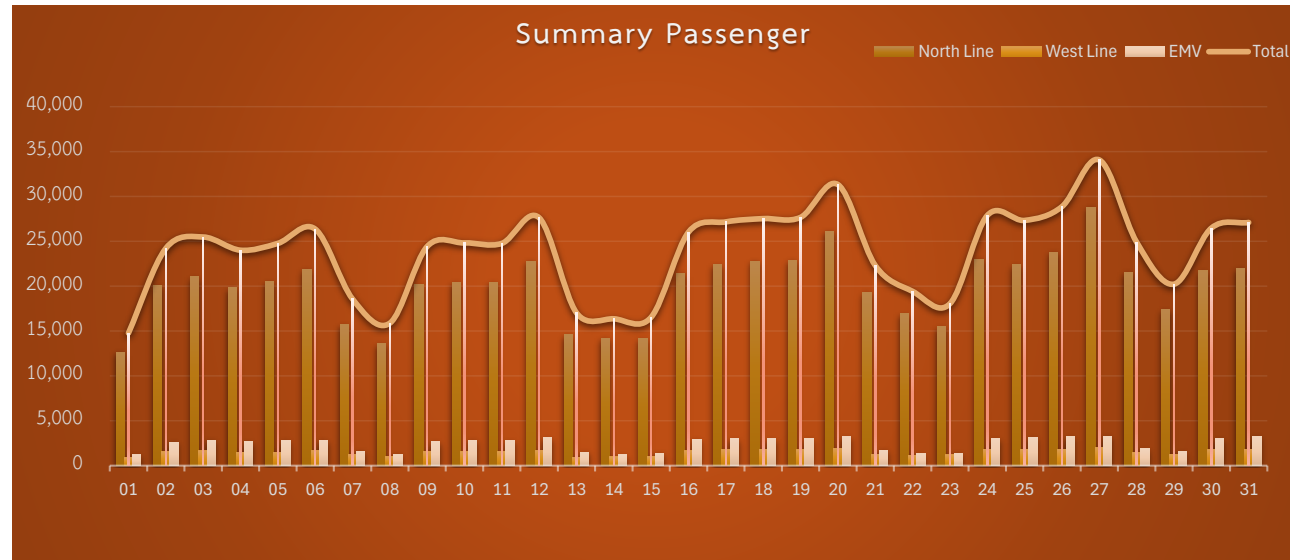


Red Line : Passenger Report October 2023



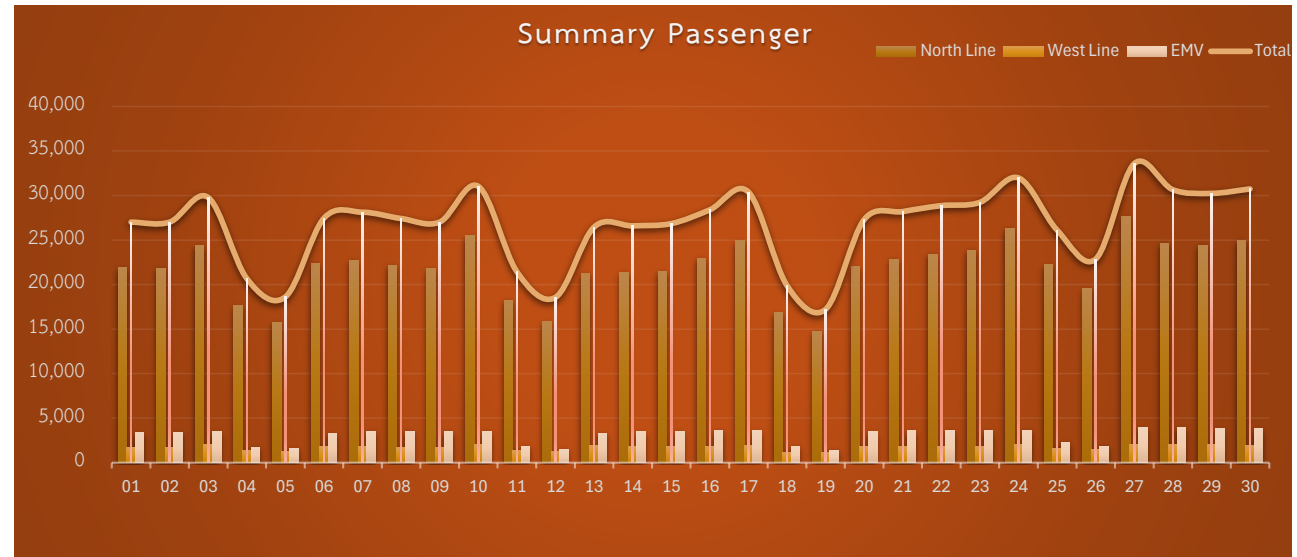
Date		Summary Passenger			
		North Line	West Line	GATE EMV KTB	Total
Sun	01-Oct-23	12,664	906	1,197	14,767
Mon	02-Oct-23	20,041	1,537	2,625	24,203
Tue	03-Oct-23	21,023	1,637	2,817	25,477
Wed	04-Oct-23	19,815	1,512	2,678	24,005
Thu	05-Oct-23	20,468	1,501	2,794	24,763
Fri	06-Oct-23	21,845	1,694	2,829	26,368
Sat	07-Oct-23	15,685	1,261	1,631	18,577
Sun	08-Oct-23	13,590	1,005	1,282	15,877
Mon	09-Oct-23	20,154	1,590	2,675	24,419
Tue	10-Oct-23	20,425	1,540	2,853	24,818
Wed	11-Oct-23	20,428	1,560	2,778	24,766
Thu	12-Oct-23	22,792	1,701	3,126	27,619
Fri	13-Oct-23	14,572	950	1,501	17,023
Sat	14-Oct-23	14,176	969	1,220	16,365
Sun	15-Oct-23	14,128	1,033	1,387	16,548
Mon	16-Oct-23	21,433	1,651	2,945	26,029
Tue	17-Oct-23	22,399	1,753	3,011	27,163
Wed	18-Oct-23	22,744	1,801	2,982	27,527
Thu	19-Oct-23	22,878	1,761	3,028	27,667
Fri	20-Oct-23	26,143	1,944	3,233	31,320
Sat	21-Oct-23	19,317	1,270	1,719	22,306
Sun	22-Oct-23	16,932	1,146	1,345	19,423
Mon	23-Oct-23	15,461	1,204	1,381	18,046
Tue	24-Oct-23	23,011	1,823	3,040	27,874
Wed	25-Oct-23	22,376	1,790	3,160	27,326
Thu	26-Oct-23	23,793	1,819	3,249	28,861
Fri	27-Oct-23	28,780	2,014	3,272	34,066
Sat	28-Oct-23	21,569	1,447	1,883	24,899
Sun	29-Oct-23	17,413	1,267	1,542	20,222
Mon	30-Oct-23	21,709	1,754	3,006	26,469
Tue	31-Oct-23	22,017	1,815	3,262	27,094
Total		619,781	46,655	75,451	741,887



Red Line : Passenger Report November 2023



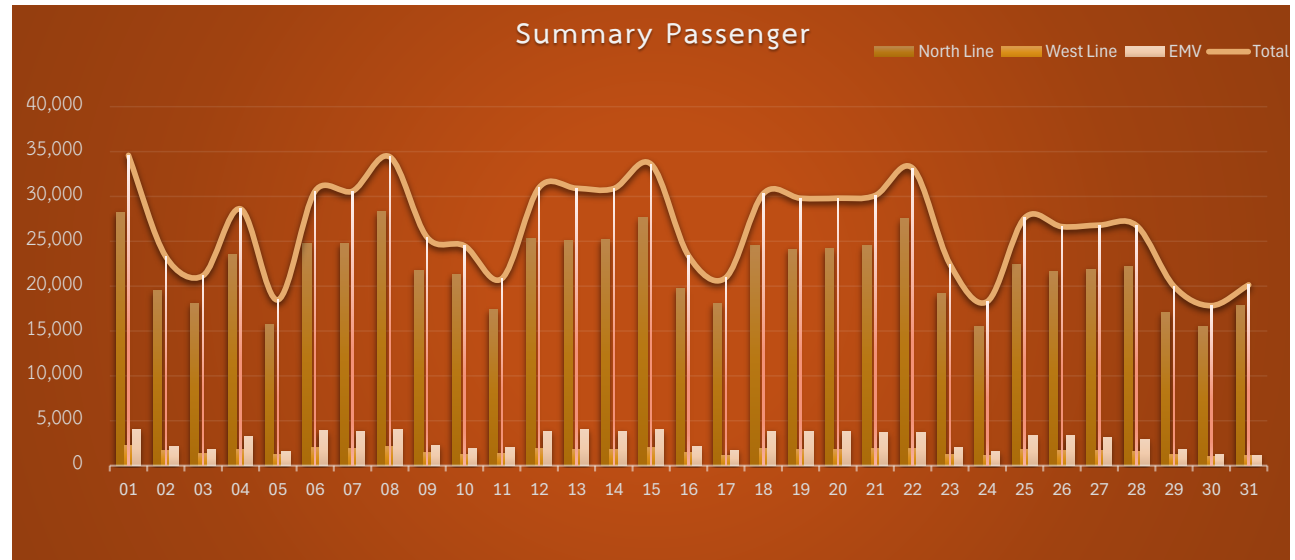
Date		Summary Passenger			
		North Line	West Line	GATE EMV KTB	Total
Wed	01-Nov-23	21,899	1,738	3,378	27,015
Thu	02-Nov-23	21,852	1,758	3,409	27,019
Fri	03-Nov-23	24,338	1,987	3,460	29,785
Sat	04-Nov-23	17,621	1,328	1,731	20,680
Sun	05-Nov-23	15,754	1,291	1,573	18,618
Mon	06-Nov-23	22,379	1,820	3,272	27,471
Tue	07-Nov-23	22,763	1,836	3,529	28,128
Wed	08-Nov-23	22,198	1,705	3,520	27,423
Thu	09-Nov-23	21,783	1,754	3,489	27,026
Fri	10-Nov-23	25,494	1,991	3,555	31,040
Sat	11-Nov-23	18,249	1,338	1,854	21,441
Sun	12-Nov-23	15,854	1,223	1,492	18,569
Mon	13-Nov-23	21,267	1,884	3,312	26,463
Tue	14-Nov-23	21,368	1,770	3,463	26,601
Wed	15-Nov-23	21,516	1,826	3,509	26,851
Thu	16-Nov-23	22,935	1,845	3,619	28,399
Fri	17-Nov-23	24,918	1,912	3,567	30,397
Sat	18-Nov-23	16,848	1,188	1,850	19,886
Sun	19-Nov-23	14,698	1,151	1,380	17,229
Mon	20-Nov-23	22,000	1,837	3,469	27,306
Tue	21-Nov-23	22,837	1,792	3,574	28,203
Wed	22-Nov-23	23,413	1,823	3,638	28,874
Thu	23-Nov-23	23,872	1,790	3,579	29,241
Fri	24-Nov-23	26,343	1,986	3,658	31,987
Sat	25-Nov-23	22,234	1,595	2,294	26,123
Sun	26-Nov-23	19,553	1,503	1,813	22,869
Mon	27-Nov-23	27,645	2,032	3,922	33,599
Tue	28-Nov-23	24,666	2,042	3,952	30,660
Wed	29-Nov-23	24,403	2,034	3,811	30,248
Thu	30-Nov-23	25,008	1,926	3,808	30,742
Total		655,708	51,705	92,480	799,893



Red Line : Passenger Report December 2023



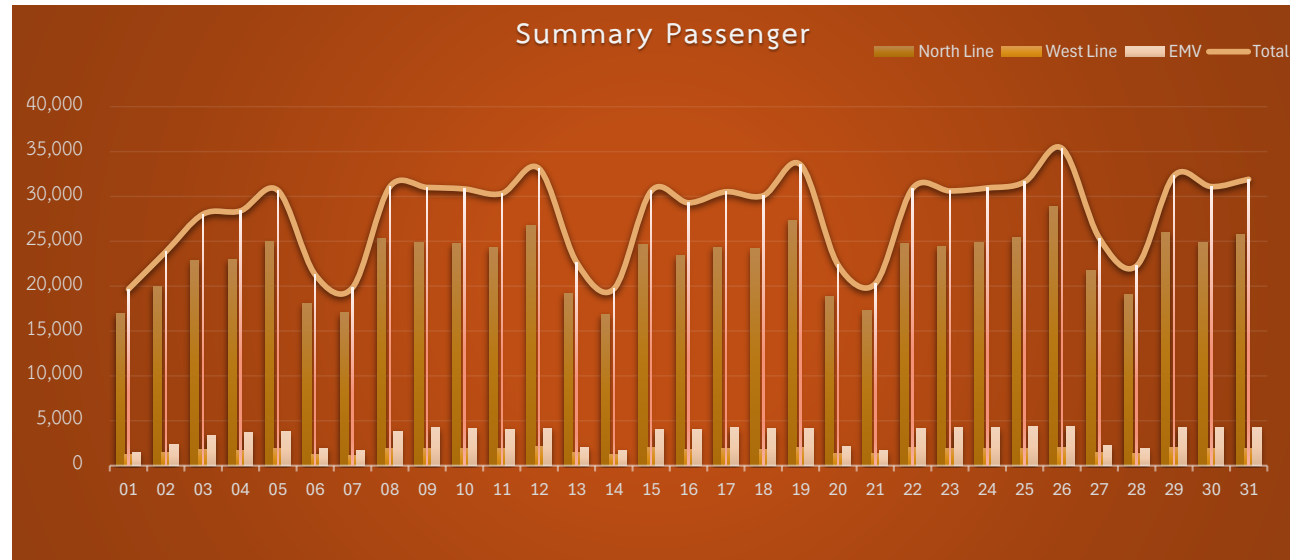
Date		Summary Passenger			
		North Line	West Line	GATE EMV KTB	Total
Fri	01-Dec-23	28,235	2,282	4,058	34,575
Sat	02-Dec-23	19,470	1,682	2,144	23,296
Sun	03-Dec-23	18,106	1,316	1,759	21,181
Mon	04-Dec-23	23,508	1,829	3,273	28,610
Tue	05-Dec-23	15,692	1,238	1,539	18,469
Wed	06-Dec-23	24,754	1,969	3,870	30,593
Thu	07-Dec-23	24,799	1,928	3,854	30,581
Fri	08-Dec-23	28,328	2,083	3,992	34,403
Sat	09-Dec-23	21,738	1,430	2,264	25,432
Sun	10-Dec-23	21,320	1,284	1,885	24,489
Mon	11-Dec-23	17,404	1,407	2,031	20,842
Tue	12-Dec-23	25,258	1,884	3,857	30,999
Wed	13-Dec-23	25,037	1,798	4,070	30,905
Thu	14-Dec-23	25,208	1,836	3,836	30,880
Fri	15-Dec-23	27,606	1,974	3,998	33,578
Sat	16-Dec-23	19,736	1,481	2,156	23,373
Sun	17-Dec-23	18,055	1,175	1,731	20,961
Mon	18-Dec-23	24,526	1,913	3,852	30,291
Tue	19-Dec-23	24,140	1,797	3,857	29,794
Wed	20-Dec-23	24,168	1,792	3,843	29,803
Thu	21-Dec-23	24,476	1,909	3,719	30,104
Fri	22-Dec-23	27,527	1,874	3,747	33,148
Sat	23-Dec-23	19,156	1,257	2,033	22,446
Sun	24-Dec-23	15,533	1,176	1,579	18,288
Mon	25-Dec-23	22,443	1,824	3,333	27,600
Tue	26-Dec-23	21,582	1,698	3,350	26,630
Wed	27-Dec-23	21,905	1,720	3,178	26,803
Thu	28-Dec-23	22,216	1,621	2,901	26,738
Fri	29-Dec-23	17,014	1,202	1,772	19,988
Sat	30-Dec-23	15,513	1,037	1,276	17,826
Sun	31-Dec-23	17,845	1,105	1,188	20,138
Total		682,298	50,521	89,945	822,764



Red Line : Passenger Report January 2024



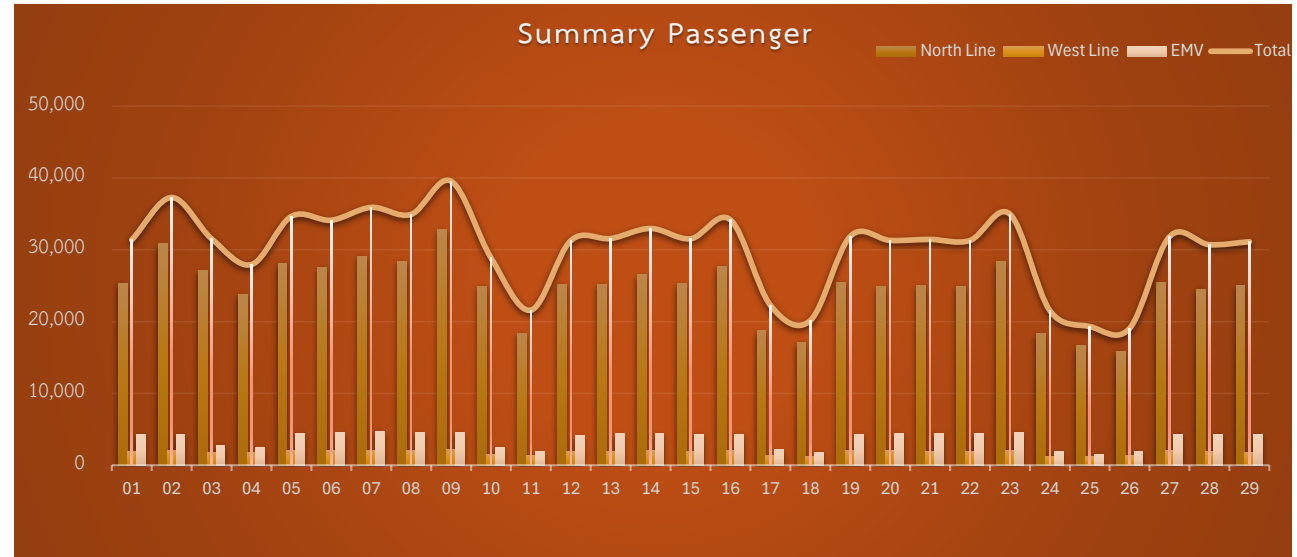
Date		Summary Passenger			
		North Line	West Line	GATE EMV KTB	Total
Mon	01-Jan-24	16,914	1,230	1,518	19,662
Tue	02-Jan-24	19,988	1,514	2,330	23,832
Wed	03-Jan-24	22,860	1,808	3,358	28,026
Thu	04-Jan-24	22,934	1,720	3,733	28,387
Fri	05-Jan-24	24,974	1,927	3,774	30,675
Sat	06-Jan-24	18,106	1,257	1,922	21,285
Sun	07-Jan-24	17,040	1,152	1,639	19,831
Mon	08-Jan-24	25,279	1,944	3,850	31,073
Tue	09-Jan-24	24,883	1,902	4,215	31,000
Wed	10-Jan-24	24,803	1,916	4,112	30,831
Thu	11-Jan-24	24,297	1,948	4,081	30,326
Fri	12-Jan-24	26,804	2,098	4,184	33,086
Sat	13-Jan-24	19,204	1,418	2,049	22,671
Sun	14-Jan-24	16,798	1,250	1,641	19,689
Mon	15-Jan-24	24,594	1,981	4,035	30,610
Tue	16-Jan-24	23,405	1,838	4,043	29,286
Wed	17-Jan-24	24,326	1,966	4,223	30,515
Thu	18-Jan-24	24,157	1,813	4,110	30,080
Fri	19-Jan-24	27,334	2,032	4,155	33,521
Sat	20-Jan-24	18,898	1,369	2,115	22,382
Sun	21-Jan-24	17,255	1,345	1,670	20,270
Mon	22-Jan-24	24,776	2,010	4,116	30,902
Tue	23-Jan-24	24,403	1,935	4,272	30,610
Wed	24-Jan-24	24,824	1,892	4,223	30,939
Thu	25-Jan-24	25,410	1,871	4,335	31,616
Fri	26-Jan-24	28,928	2,073	4,354	35,355
Sat	27-Jan-24	21,721	1,418	2,216	25,355
Sun	28-Jan-24	19,023	1,379	1,862	22,264
Mon	29-Jan-24	25,976	2,074	4,256	32,306
Tue	30-Jan-24	24,877	1,933	4,284	31,094
Wed	31-Jan-24	25,718	1,938	4,251	31,907
Total		710,509	53,951	104,926	869,386



Red Line : Passenger Report February 2024



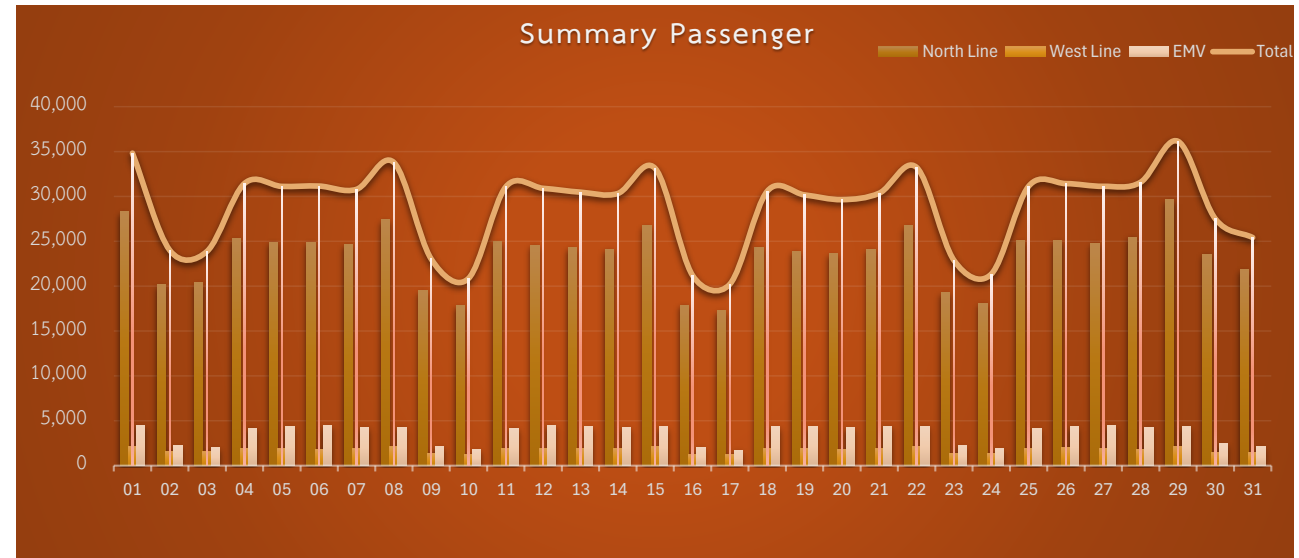
Date		Summary Passenger			
		North Line	West Line	GATE EMV KTB	Total
Thu	01-Feb-24	25,301	1,859	4,224	31,384
Fri	02-Feb-24	30,835	2,102	4,348	37,285
Sat	03-Feb-24	27,072	1,766	2,706	31,544
Sun	04-Feb-24	23,816	1,710	2,424	27,950
Mon	05-Feb-24	28,139	2,064	4,461	34,664
Tue	06-Feb-24	27,605	2,015	4,506	34,126
Wed	07-Feb-24	29,120	2,060	4,735	35,915
Thu	08-Feb-24	28,382	2,048	4,512	34,942
Fri	09-Feb-24	32,808	2,246	4,513	39,567
Sat	10-Feb-24	24,952	1,472	2,470	28,894
Sun	11-Feb-24	18,337	1,345	1,915	21,597
Mon	12-Feb-24	25,222	1,932	4,136	31,290
Tue	13-Feb-24	25,237	1,975	4,361	31,573
Wed	14-Feb-24	26,544	1,996	4,438	32,978
Thu	15-Feb-24	25,279	1,921	4,342	31,542
Fri	16-Feb-24	27,726	2,117	4,330	34,173
Sat	17-Feb-24	18,780	1,328	2,179	22,287
Sun	18-Feb-24	17,104	1,283	1,769	20,156
Mon	19-Feb-24	25,491	2,038	4,346	31,875
Tue	20-Feb-24	24,841	2,004	4,465	31,310
Wed	21-Feb-24	25,039	1,957	4,457	31,453
Thu	22-Feb-24	24,961	1,975	4,370	31,306
Fri	23-Feb-24	28,314	2,106	4,563	34,983
Sat	24-Feb-24	18,326	1,251	1,973	21,550
Sun	25-Feb-24	16,608	1,164	1,549	19,321
Mon	26-Feb-24	15,852	1,331	1,885	19,068
Tue	27-Feb-24	25,457	2,047	4,336	31,840
Wed	28-Feb-24	24,496	1,877	4,342	30,715
Thu	29-Feb-24	24,995	1,821	4,316	31,132
Total		716,639	52,810	106,971	876,420



Red Line : Passenger Report March 2024



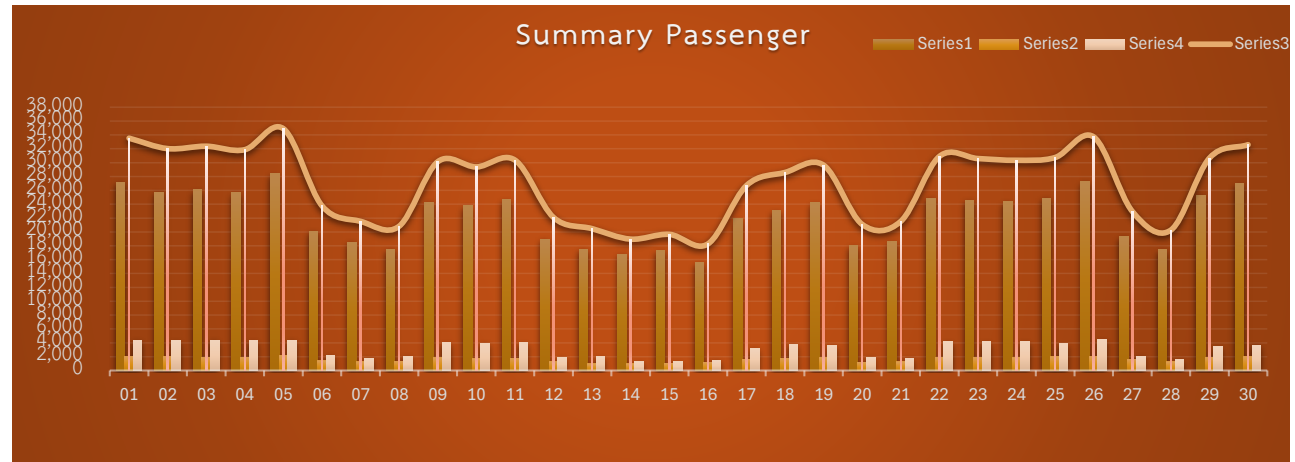
Date		Summary Passenger			
		North Line	West Line	GATE EMV KTB	Total
Fri	01-Mar-24	28,272	2,090	4,459	34,821
Sat	02-Mar-24	20,165	1,591	2,241	23,997
Sun	03-Mar-24	20,381	1,530	1,980	23,891
Mon	04-Mar-24	25,296	1,959	4,187	31,442
Tue	05-Mar-24	24,893	1,886	4,337	31,116
Wed	06-Mar-24	24,878	1,823	4,453	31,154
Thu	07-Mar-24	24,618	1,876	4,293	30,787
Fri	08-Mar-24	27,416	2,087	4,284	33,787
Sat	09-Mar-24	19,498	1,387	2,149	23,034
Sun	10-Mar-24	17,824	1,262	1,773	20,859
Mon	11-Mar-24	24,970	1,953	4,150	31,073
Tue	12-Mar-24	24,553	1,875	4,473	30,901
Wed	13-Mar-24	24,260	1,897	4,315	30,472
Thu	14-Mar-24	24,137	1,891	4,300	30,328
Fri	15-Mar-24	26,707	2,080	4,328	33,115
Sat	16-Mar-24	17,871	1,245	2,078	21,194
Sun	17-Mar-24	17,253	1,247	1,726	20,226
Mon	18-Mar-24	24,363	1,887	4,326	30,576
Tue	19-Mar-24	23,874	1,940	4,352	30,166
Wed	20-Mar-24	23,604	1,784	4,248	29,636
Thu	21-Mar-24	24,089	1,878	4,393	30,360
Fri	22-Mar-24	26,726	2,123	4,380	33,229
Sat	23-Mar-24	19,304	1,361	2,213	22,878
Sun	24-Mar-24	18,103	1,354	1,889	21,346
Mon	25-Mar-24	25,072	1,912	4,144	31,128
Tue	26-Mar-24	25,046	2,040	4,339	31,425
Wed	27-Mar-24	24,773	1,893	4,461	31,127
Thu	28-Mar-24	25,463	1,823	4,295	31,581
Fri	29-Mar-24	29,632	2,153	4,355	36,140
Sat	30-Mar-24	23,576	1,482	2,445	27,503
Sun	31-Mar-24	21,833	1,465	2,118	25,416
Total		728,450	54,774	111,484	894,708



Red Line : Passenger Report April 2024



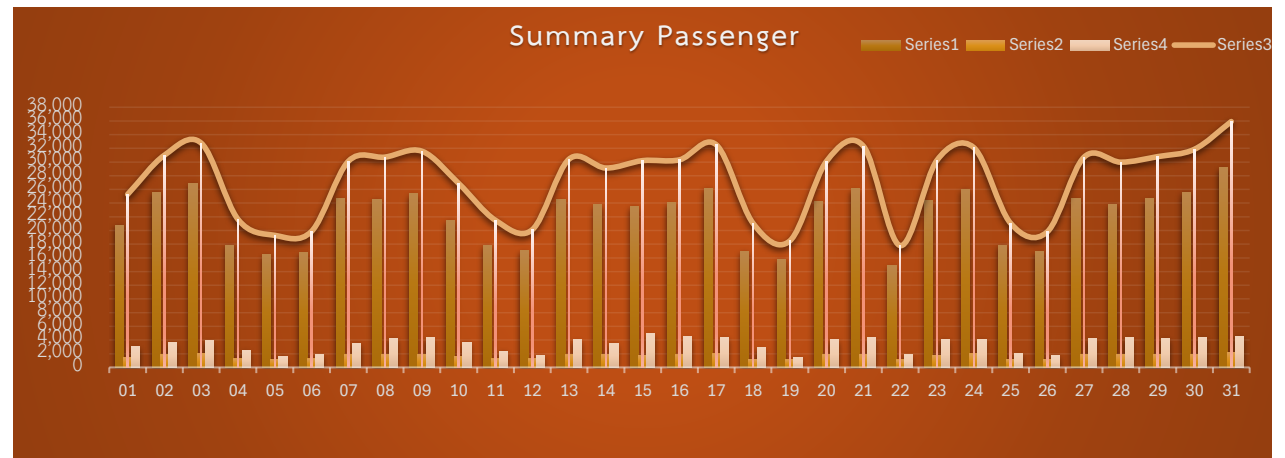
Date		Summary Passenger			
		North Line	West Line	GATE EMV KTB	Total
Mon	01-Apr-24	27,179	2,042	4,312	33,533
Tue	02-Apr-24	25,742	1,987	4,297	32,026
Wed	03-Apr-24	26,070	1,919	4,383	32,372
Thu	04-Apr-24	25,665	1,919	4,287	31,871
Fri	05-Apr-24	28,382	2,138	4,381	34,901
Sat	06-Apr-24	20,134	1,400	2,236	23,770
Sun	07-Apr-24	18,520	1,233	1,774	21,527
Mon	08-Apr-24	17,481	1,342	2,006	20,829
Tue	09-Apr-24	24,298	1,822	4,011	30,131
Wed	10-Apr-24	23,762	1,664	3,951	29,377
Thu	11-Apr-24	24,630	1,763	3,976	30,369
Fri	12-Apr-24	18,914	1,262	1,923	22,099
Sat	13-Apr-24	17,531	957	1,984	20,472
Sun	14-Apr-24	16,764	949	1,249	18,962
Mon	15-Apr-24	17,280	1,078	1,295	19,653
Tue	16-Apr-24	15,543	1,213	1,508	18,264
Wed	17-Apr-24	21,878	1,605	3,207	26,690
Thu	18-Apr-24	23,052	1,766	3,768	28,586
Fri	19-Apr-24	24,191	1,831	3,614	29,636
Sat	20-Apr-24	18,005	1,210	1,876	21,091
Sun	21-Apr-24	18,550	1,235	1,743	21,528
Mon	22-Apr-24	24,857	1,914	4,123	30,894
Tue	23-Apr-24	24,563	1,886	4,140	30,589
Wed	24-Apr-24	24,359	1,828	4,156	30,343
Thu	25-Apr-24	24,896	1,969	3,874	30,739
Fri	26-Apr-24	27,213	2,026	4,473	33,712
Sat	27-Apr-24	19,317	1,624	2,028	22,969
Sun	28-Apr-24	17,450	1,237	1,577	20,264
Mon	29-Apr-24	25,320	1,894	3,444	30,658
Tue	30-Apr-24	26,958	1,984	3,647	32,589
Total		668,504	48,697	93,243	810,444



Red Line : Passenger Report May 2024



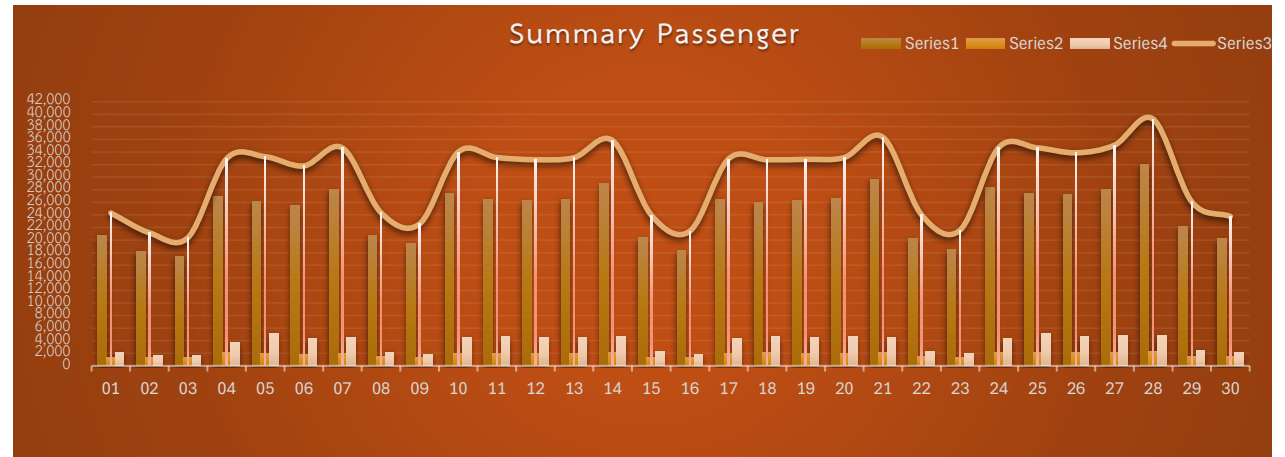
Date		Summary Passenger			
		North Line	West Line	GATE EMV KTB	Total
Wed	01-May-24	20,795	1,444	3,040	25,279
Thu	02-May-24	25,582	1,836	3,577	30,995
Fri	03-May-24	26,864	2,015	3,881	32,760
Sat	04-May-24	17,869	1,279	2,477	21,625
Sun	05-May-24	16,468	1,217	1,604	19,289
Mon	06-May-24	16,765	1,244	1,867	19,876
Tue	07-May-24	24,739	1,859	3,510	30,108
Wed	08-May-24	24,552	1,889	4,277	30,718
Thu	09-May-24	25,353	1,871	4,356	31,580
Fri	10-May-24	21,528	1,646	3,686	26,860
Sat	11-May-24	17,840	1,254	2,387	21,481
Sun	12-May-24	17,057	1,281	1,781	20,119
Mon	13-May-24	24,530	1,833	4,064	30,427
Tue	14-May-24	23,728	1,901	3,493	29,122
Wed	15-May-24	23,487	1,807	4,913	30,207
Thu	16-May-24	24,018	1,845	4,455	30,318
Fri	17-May-24	26,175	1,972	4,371	32,518
Sat	18-May-24	16,938	1,205	2,907	21,050
Sun	19-May-24	15,799	1,164	1,516	18,479
Mon	20-May-24	24,252	1,864	4,016	30,132
Tue	21-May-24	26,069	1,905	4,348	32,322
Wed	22-May-24	14,840	1,086	1,864	17,790
Thu	23-May-24	24,364	1,795	4,097	30,256
Fri	24-May-24	26,050	1,969	4,095	32,114
Sat	25-May-24	17,859	1,229	1,973	21,061
Sun	26-May-24	16,935	1,169	1,706	19,810
Mon	27-May-24	24,675	1,874	4,174	30,723
Tue	28-May-24	23,824	1,853	4,299	29,976
Wed	29-May-24	24,612	1,906	4,271	30,789
Thu	30-May-24	25,571	1,896	4,397	31,864
Fri	31-May-24	29,128	2,200	4,582	35,910
Total		688,266	51,308	105,984	845,558



Red Line : Passenger Report June 2024



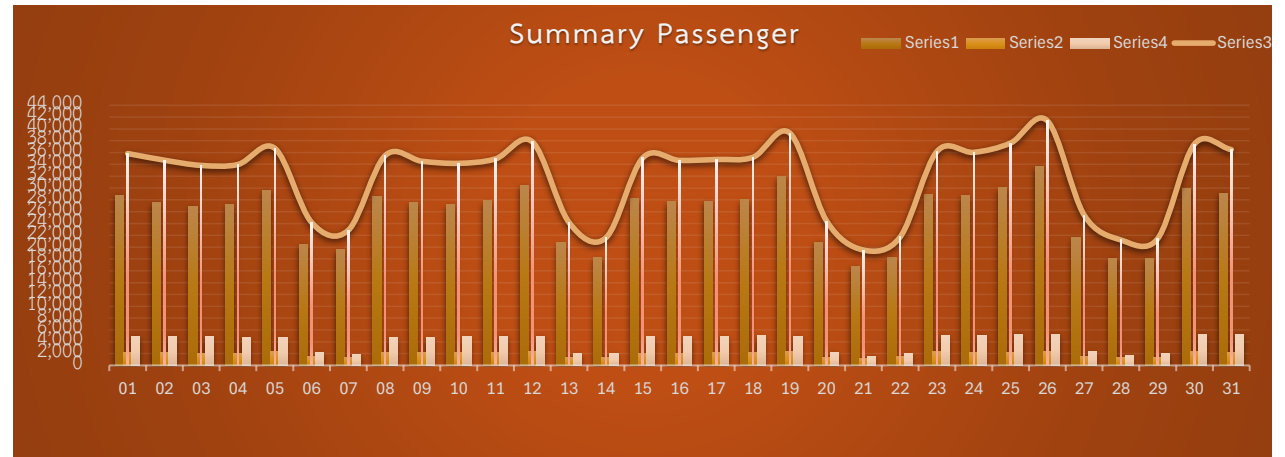
Date		Summary Passenger			
		North Line	West Line	GATE EMV KTB	Total
Sat	01-Jun-24	20,801	1,341	2,168	24,310
Sun	02-Jun-24	18,252	1,287	1,620	21,159
Mon	03-Jun-24	17,362	1,407	1,646	20,415
Tue	04-Jun-24	27,006	2,167	3,765	32,938
Wed	05-Jun-24	26,122	2,017	5,119	33,258
Thu	06-Jun-24	25,494	1,876	4,416	31,786
Fri	07-Jun-24	28,089	2,032	4,526	34,647
Sat	08-Jun-24	20,751	1,419	2,179	24,349
Sun	09-Jun-24	19,378	1,393	1,808	22,579
Mon	10-Jun-24	27,450	2,038	4,512	34,000
Tue	11-Jun-24	26,487	2,041	4,597	33,125
Wed	12-Jun-24	26,262	1,983	4,535	32,780
Thu	13-Jun-24	26,516	2,011	4,575	33,102
Fri	14-Jun-24	28,978	2,184	4,649	35,811
Sat	15-Jun-24	20,384	1,357	2,232	23,973
Sun	16-Jun-24	18,291	1,330	1,812	21,433
Mon	17-Jun-24	26,521	1,992	4,375	32,888
Tue	18-Jun-24	26,032	2,051	4,679	32,762
Wed	19-Jun-24	26,289	1,959	4,587	32,835
Thu	20-Jun-24	26,596	1,921	4,610	33,127
Fri	21-Jun-24	29,678	2,136	4,539	36,353
Sat	22-Jun-24	20,320	1,414	2,283	24,017
Sun	23-Jun-24	18,423	1,287	1,887	21,597
Mon	24-Jun-24	28,344	2,087	4,279	34,710
Tue	25-Jun-24	27,414	2,160	5,089	34,663
Wed	26-Jun-24	27,168	2,093	4,609	33,870
Thu	27-Jun-24	28,117	2,099	4,878	35,094
Fri	28-Jun-24	32,050	2,321	4,856	39,227
Sat	29-Jun-24	22,084	1,497	2,509	26,090
Sun	30-Jun-24	20,170	1,512	2,075	23,757
Total		736,829	54,412	109,414	900,655



Red Line : Passenger Report July 2024



Date		Summary Passenger			
		North Line	West Line	GATE EMV KTB	Total
Mon	01-Jul-24	28,713	2,171	4,954	35,838
Tue	02-Jul-24	27,581	2,150	4,971	34,702
Wed	03-Jul-24	26,884	2,089	4,853	33,826
Thu	04-Jul-24	27,151	2,100	4,729	33,980
Fri	05-Jul-24	29,651	2,336	4,733	36,720
Sat	06-Jul-24	20,533	1,446	2,206	24,185
Sun	07-Jul-24	19,587	1,368	1,922	22,877
Mon	08-Jul-24	28,599	2,223	4,663	35,485
Tue	09-Jul-24	27,475	2,260	4,788	34,523
Wed	10-Jul-24	27,145	2,161	4,871	34,177
Thu	11-Jul-24	27,816	2,187	4,923	34,926
Fri	12-Jul-24	30,486	2,390	4,941	37,817
Sat	13-Jul-24	20,720	1,412	2,031	24,163
Sun	14-Jul-24	18,185	1,326	2,066	21,577
Mon	15-Jul-24	28,153	2,084	4,841	35,078
Tue	16-Jul-24	27,725	2,100	4,844	34,669
Wed	17-Jul-24	27,782	2,148	4,900	34,830
Thu	18-Jul-24	28,017	2,195	4,992	35,204
Fri	19-Jul-24	31,950	2,415	4,929	39,294
Sat	20-Jul-24	20,829	1,397	2,194	24,420
Sun	21-Jul-24	16,805	1,174	1,538	19,517
Mon	22-Jul-24	18,264	1,483	1,975	21,722
Tue	23-Jul-24	28,886	2,303	4,994	36,183
Wed	24-Jul-24	28,724	2,208	5,096	36,028
Thu	25-Jul-24	30,034	2,267	5,301	37,602
Fri	26-Jul-24	33,707	2,422	5,242	41,371
Sat	27-Jul-24	21,577	1,554	2,302	25,433
Sun	28-Jul-24	18,165	1,404	1,646	21,215
Mon	29-Jul-24	18,061	1,418	1,961	21,440
Tue	30-Jul-24	29,851	2,280	5,303	37,434
Wed	31-Jul-24	29,126	2,225	5,151	36,502
Total		798,182	60,696	123,860	982,738



Red Line : Passenger Report August 2024



Date		Summary Passenger			
		North Line	West Line	GATE EMV KTB	Total
Thu	01-Aug-24	29,455	2,286	5,132	36,873
Fri	02-Aug-24	31,443	2,464	4,998	38,905
Sat	03-Aug-24	22,556	1,417	2,378	26,351
Sun	04-Aug-24	19,866	1,462	1,755	23,083
Mon	05-Aug-24	29,370	2,215	5,133	36,718
Tue	06-Aug-24	28,558	2,177	5,374	36,109
Wed	07-Aug-24	28,421	2,175	5,268	35,864
Thu	08-Aug-24	28,964	2,269	5,284	36,517
Fri	09-Aug-24	32,911	2,401	5,449	40,761
Sat	10-Aug-24	21,262	1,499	2,476	25,237
Sun	11-Aug-24	18,158	1,285	1,696	21,139
Mon	12-Aug-24	18,069	1,431	1,786	21,286
Tue	13-Aug-24	29,559	2,406	5,415	37,380
Wed	14-Aug-24	28,644	2,233	5,359	36,236
Thu	15-Aug-24	28,756	2,205	5,413	36,374
Fri	16-Aug-24	32,043	2,392	5,259	39,694
Sat	17-Aug-24	22,499	1,536	2,592	26,627
Sun	18-Aug-24	21,068	1,435	2,064	24,567
Mon	19-Aug-24	30,271	2,353	5,592	38,216
Tue	20-Aug-24	29,582	2,432	5,661	37,675
Wed	21-Aug-24	29,030	2,275	5,656	36,961
Thu	22-Aug-24	29,233	2,278	5,513	37,024
Fri	23-Aug-24	32,741	2,459	5,514	40,714
Sat	24-Aug-24	20,815	1,481	2,481	24,777
Sun	25-Aug-24	22,267	1,613	2,178	26,058
Mon	26-Aug-24	30,234	2,381	5,413	38,028
Tue	27-Aug-24	29,119	2,357	5,448	36,924
Wed	28-Aug-24	29,022	2,267	5,420	36,709
Thu	29-Aug-24	29,454	2,353	5,266	37,073
Fri	30-Aug-24	34,468	2,561	5,661	42,690
Sat	31-Aug-24	25,556	1,665	2,668	29,889
Total		843,394	63,763	135,302	1,042,459

